




INSTALLATION ACCESSORIES – SIZE 3

Accessories rated for hazardous locations are not returnable.

HANDLES

HANDLE w/NPT		Part # Poly	Part # Metal
	1/2"	553P0N05	5K3P0N05
	3/4"	553P0N07	5K3P0N07
	1"	553P0N10	5K3P0N10
	1 1/4"	553P0N12	5K3P0N12

For available cord grips, see pg 168.





POLY HANDLE w/Cable Range		
	.39 - 1.18"	553P0D30




Cable Range	NPT	Cable Range	NPT
.312 - .625"	1/2"	.660 - 1.000"	1"
.438 - .812"	3/4"	.875 - 1.375"	1 1/4"

NPT sizes are determined by the cable diameter and third party cord grip.


ANGLES

POLY ANGLE		
	30°	553M3
METAL ANGLE		
	0°	5K3M0
	30°	5K3M3
	70°	5K3M7


BOXES

POLY ANGLE WITH METAL BOX w/NPT				
	30°	1/2"	753C3N05	
	30°	3/4"	753C3N07	
	30°	1"	753C3N10	
	* 29.6 in ³	30°	1 1/4"	753C3N12


* Interior volume with receptacle installed.

METAL ANGLE WITH METAL BOX w/NPT				
	30°	1/2"	7K3C3N05	
	30°	3/4"	7K3C3N07	
	30°	1"	7K3C3N10	
	* 29.6 in ³	30°	1 1/4"	7K3C3N12

* Interior volume with receptacle installed.

POLY ANGLE WITH LARGER METAL BOX w/NPT				
	70°	1/2"	753C7N05	
	70°	3/4"	753C7N07	
	70°	1"	753C7N10	
	* 170.0 in ³	70°	1 1/4"	753C7N12
	70°	1 1/2"	753C7N15	

* Interior volume with receptacle installed.

METAL ANGLE WITH METAL BOX w/NPT				
	70°	1/2"	7K3C7N05	
	70°	3/4"	7K3C7N07	
	70°	1"	7K3C7N10	
	* 27.7 in ³	70°	1 1/4"	7K3C7N12

* Interior volume with receptacle installed.

NPT on top or bottom (if rotated). For other NPT configurations, contact customer service.

MISCELLANEOUS ACCESSORIES

FINGER DRAWPLATES		
	61-6A346	Set of Two (2) Recommended for easier connector closure.

PROTECTIVE INLET/PLUG CAP		
	31-3A426	For Intets/Plugs Only.

RECEPTACLE LOCKING PIN		
	LP-843	